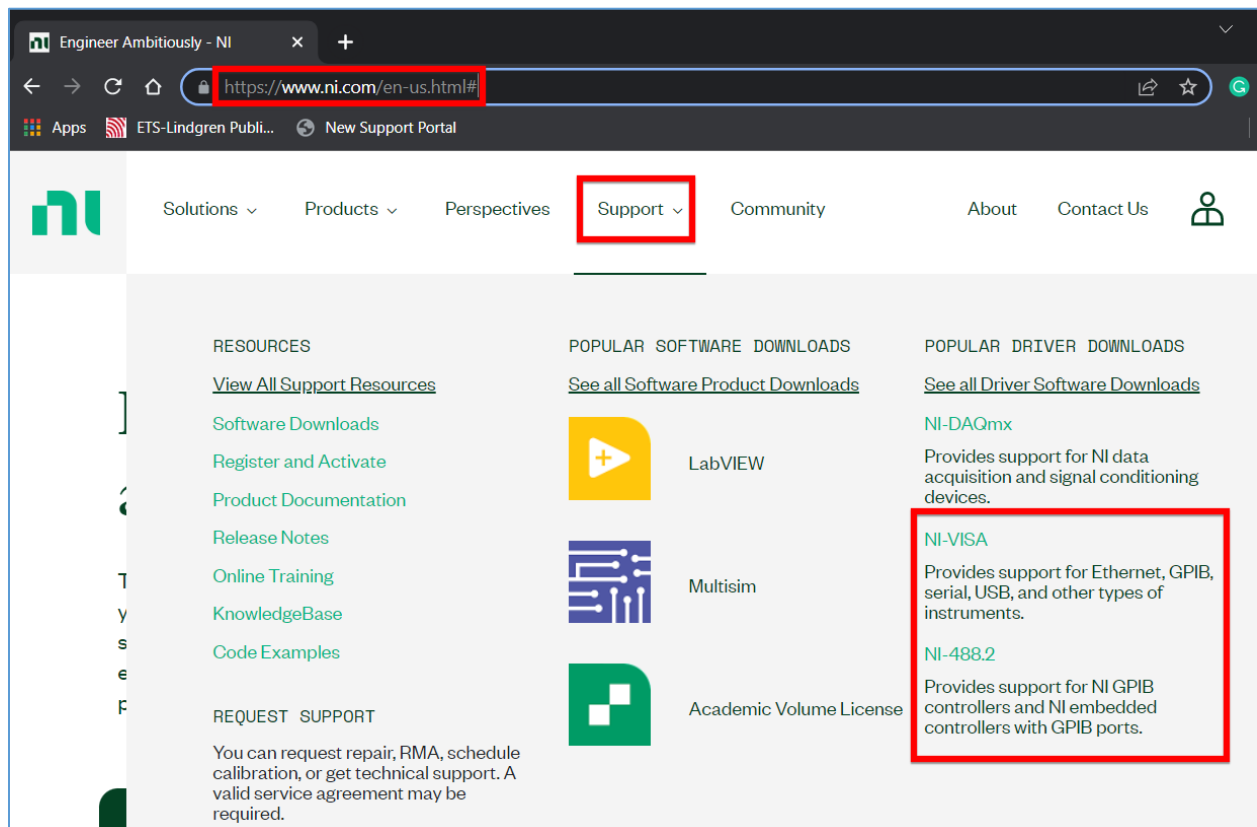


What NI driver prerequisites do I need

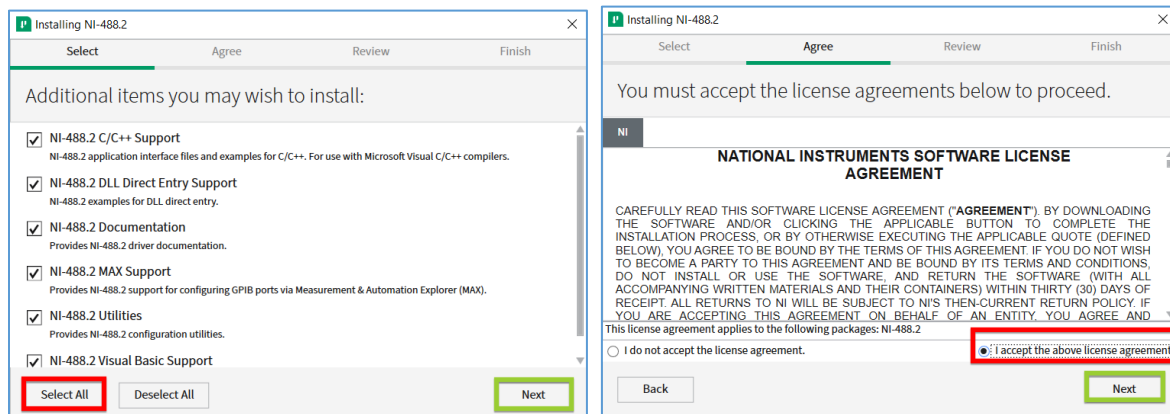
1. Hello everyone, this video will explain which prerequisite NI drivers your need to run ETS-Lindgren software, where to get them, and how to set them up.
2. First, open your browser and go to <https://www.ni.com/en-us.html>.



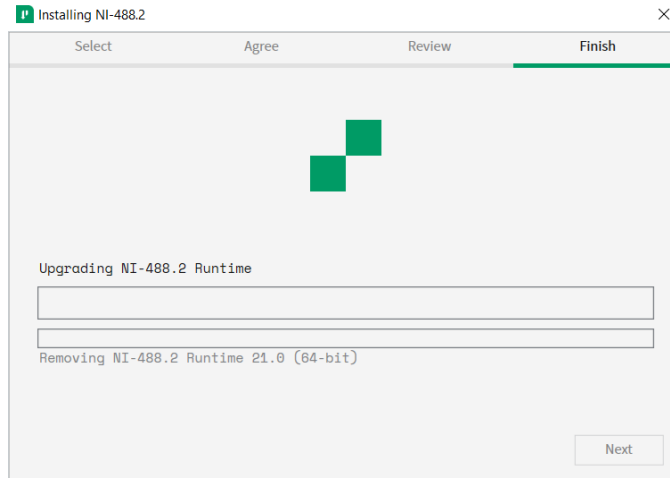
- a. At the top of the page go to "Support" and under Popular Driver Downloads.
- b. You will need "NI VISA" and "NI 488.2", first get the VISA driver.
- c. On the right-hand side of the page, scroll down and click the "Download" button. Once the download is complete, repeat to get the 488.2 driver.

<p>NI-VISA 21.5</p> <p>Release Date 1/27/22</p> <p>Included Versions 21.5.0</p> <p>> Supported OS</p> <p>> Language</p> <p>> Checksum</p> <p>DOWNLOAD INSTALL OFFLINE</p> <p>File Size 6.46 MB</p>	<p>NI-488.2 21.5</p> <p>Release Date 1/27/22</p> <p>Included Versions 21.5.0</p> <p>> Supported OS</p> <p>> Language</p> <p>> Checksum</p> <p>DOWNLOAD INSTALL OFFLINE</p> <p>File Size 6.46 MB</p>
------------------------------------------------------------------------------------------------------------------------------------------------------------------------------------------------------------------------------------------------------------------------------------------	-------------------------------------------------------------------------------------------------------------------------------------------------------------------------------------------------------------------------------------------------------------------------------------------

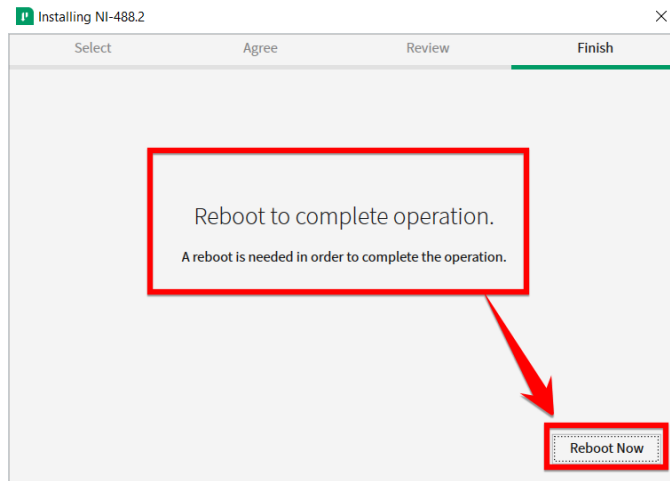
3. Next, go to your downloads and run the ni-visa.exe file.
 - a. Accept all license agreements and select "Next" for all default settings.
 - b. The install may take a while, anywhere from 5 minutes to half an hour.
 - c. Once the install is complete, it will make you reboot. This is not optional.
4. Repeat and run the ni-488.2.exe file.
 - a. Accept all license agreements and select "Next" for all default settings.



- b. The install may take a while, anywhere from 5 minutes to half an hour.



c. Once the install is complete, it will make you reboot. This is not optional.



5. Thank you for watching this video.